

RESOLUTION NO. 92316-0213

RESOLUTION SETTING TIME AND PLACE FOR A PUBLIC HEARING
CONCERNING AMENDMENT #1 TO THE CITY BUDGET
FOR THE FISCAL YEAR ENDING JUNE 30, 2013
FOR THE CITY OF MUSCATINE, IOWA


WHEREAS, a public hearing is required in order to amend the budget for the City of Muscatine for the fiscal year ending June 30, 2013.

NOW, THEREFORE, BE IT RESOLVED BY THE CITY COUNCIL OF MUSCATINE, IOWA that a public hearing be set for March 7, 2013 at 7:00 p.m. in the City Hall Council Chambers, 215 Sycamore Street, concerning the amendment #1 to the City budget for fiscal year ending June 30, 2013, and that the City Clerk be directed to publish Notice of Public Hearing in the Muscatine Journal, in the form required by the State of Iowa.


PASSED, APPROVED AND ADOPTED this 19th day of February 2013.



ATTEST



Gregg Mandsager, City Clerk



DeWayne Hopkins, Mayor



**NOTICE OF PUBLIC HEARING
AMENDMENT OF CURRENT CITY BUDGET**

The City Council of Muscatine in MUSCATINE County, Iowa
will meet at City Hall Council Chambers

at 7 p.m. on 3/07/2013
(hour) (Date)

,for the purpose of amending the current budget of the city for the fiscal year ending June 30, 2013
(year)

by changing estimates of revenue and expenditure appropriations in the following functions for the reasons given.
Additional detail is available at the city clerk's office showing revenues and expenditures by fund type and by activity.

		Total Budget as certified or last amended	Current Amendment	Total Budget after Current Amendment
Revenues & Other Financing Sources				
Taxes Levied on Property	1	12,258,743	0	12,258,743
Less: Uncollected Property Taxes-Levy Year	2			0
Net Current Property Taxes	3	12,258,743	0	12,258,743
Delinquent Property Taxes	4	0	0	0
TIF Revenues	5	848,000	-11,830	836,170
Other City Taxes	6	3,326,354	-72,900	3,253,454
Licenses & Permits	7	313,200	9,800	323,000
Use of Money and Property	8	1,034,190	28,680	1,062,870
Intergovernmental	9	6,047,760	634,240	6,682,000
Charges for Services	10	12,866,250	163,300	13,029,550
Special Assessments	11	0	0	0
Miscellaneous	12	4,544,200	938,900	5,483,100
Other Financing Sources	13	15,879,909	1,728,154	17,608,063
Total Revenues and Other Sources	14	57,118,606	3,418,344	60,536,950
Expenditures & Other Financing Uses				
Public Safety	15	7,998,500	635,530	8,634,030
Public Works	16	2,280,400	35,900	2,316,300
Health and Social Services	17	20,000	0	20,000
Culture and Recreation	18	3,166,150	74,800	3,240,950
Community and Economic Development	19	3,160,480	37,407	3,197,887
General Government	20	2,162,300	-19,342	2,142,958
Debt Service	21	3,008,038	1,081,777	4,089,815
Capital Projects	22	2,475,200	588,200	3,063,400
Total Government Activities Expenditures	23	24,271,068	2,434,272	26,705,340
Business Type / Enterprises	24	20,184,463	1,153,380	21,337,843
Total Gov Activities & Business Expenditures	25	44,455,531	3,587,652	48,043,183
Transfers Out	26	15,879,909	608,154	16,488,063
Total Expenditures/Transfers Out	27	60,335,440	4,195,806	64,531,246
Excess Revenues & Other Sources Over (Under) Expenditures/Transfers Out Fiscal Year	28	-3,216,834	-777,462	-3,994,296
	29			
Beginning Fund Balance July 1	30	18,708,749	2,628,821	21,337,570
Ending Fund Balance June 30	31	15,491,915	1,851,359	17,343,274

Explanation of increases or decreases in revenue estimates, appropriations, or available cash:

To amend the 2012/2013 budget to the revised amounts determined during the 2013/2014 budget review process.
Amendments include updated revenue estimates, updated capital project construction schedules and other increased operating costs.

There will be no increase in tax levies to be paid in the current fiscal year named above. Any increase in expenditures set out above will be met from the increased non-property tax revenues and cash balances not budgeted or considered in this current budget. This will provide for a balanced budget.

Gregg Mandsager

City Clerk/ Finance Officer Name

PROOF OF PUBLICATION

I, Jeff Lee, being duly sworn, on my oath, say that I am an advertising clerk at the *Muscatine Journal*, a newspaper of general circulation, published in the City of Muscatine, Muscatine County, Iowa; and that the following Notice:

Muscatine City Clerk
Notice Of Public Hearing
Amendment Of Current City Budget

Of which the annexed printed slip is a true, correct and complete copy, was published in said *Muscatine Journal* one time having been made there in on:

February 25, 2013

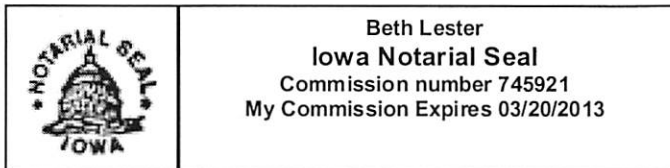
Jeff Lee

STATE OF IOWA MUSCATINE COUNTY

Subscribed and sworn to before me this
25th day of February, 2013

Beth Lester

Beth Lester, Notary Public



**NOTICE OF PUBLIC HEARING
AMENDMENT OF CURRENT CITY BUDGET**

Form 653.C1

The City Council of Muscatine In MUSCATINE County, Iowa
will meet at City Hall Council Chambers
at 7 p.m. on 3/01/2013
(hour) (Date)

for the purpose of amending the current budget of the city for the fiscal year ending June 30, 2013
(year)

by changing estimates of revenue and expenditure appropriations in the following programs for the reasons given. Additional detail is available at the city clerk's office showing revenues and expenditures by fund type and by activity.

		Total Budget as certified or last amended	Current Amendment	Total Budget after Current Amendment
Revenues & Other Financing Sources				
Taxes Levied on Property	1	12,258,743	0	12,258,743
Less: Uncollected Property Taxes-Levy Year	2	0	0	0
Net Current Property Taxes	3	12,258,743	0	12,258,743
Delinquent Property Taxes	4	0	0	0
TIF Revenues	5	848,000	-11,830	836,170
Other City Taxes	6	3,326,354	-72,900	3,253,454
Licenses & Permits	7	313,200	9,800	323,000
Use of Money and Property	8	1,034,190	28,680	1,062,870
Intergovernmental	9	6,047,760	634,240	6,682,000
Charges for Services	10	12,866,260	163,300	13,029,560
Special Assessments	11	0	0	0
Miscellaneous	12	4,544,200	938,900	5,483,100
Other Financing Sources	13	15,879,908	1,728,154	17,608,063
Total Revenues and Other Sources	14	57,118,606	3,418,344	60,536,950
Expenditures & Other Financing Uses				
Public Safety	15	7,998,500	635,530	8,634,030
Public Works	16	2,280,400	35,900	2,316,300
Health and Social Services	17	20,000	0	20,000
Culture and Recreation	18	3,166,150	74,800	3,240,950
Community and Economic Development	19	3,160,480	37,407	3,197,887
General Government	20	2,162,300	-19,342	2,142,958
Debt Service	21	3,058,038	1,081,777	4,089,815
Capital Projects	22	2,475,200	588,200	3,063,400
Total Government Activities Expenditures	23	24,271,068	2,434,272	26,705,340
Business Type / Enterprises	24	20,184,463	1,153,380	21,337,843
Total Gov Activities & Business Expenditures	25	44,455,531	3,587,652	48,043,183
Transfers Out	26	15,879,909	608,154	16,488,063
Total Expenditures/Transfers Out	27	60,335,440	4,195,806	64,531,246
Excess Revenues & Other Sources Over (Under) Expenditures/Transfers Out for Fiscal Year	28	-3,218,834	-777,462	-3,994,296
Beginning Fund Balance July 1	30	18,708,749	2,626,821	21,335,570
Ending Fund Balance June 30	31	15,491,915	1,851,359	17,343,274

Explanation of increases or decreases in revenue estimates, appropriations, or available cash:
To amend the 2012/2013 budget to the revised amounts determined during the 2013/2014 budget review process.
Amendments include updated revenue estimates, updated capital project construction schedules and other increased operating costs.

There will be no increase in tax levies to be paid in the current fiscal year named above. Any increase in expenditures set out above will be met from the increased non-property tax revenues and cash balances not budgeted or considered in this current budget. This will provide for a balanced budget.

Gregg Mandesager

City Clerk/Finance Officer